













# CCWS Candida Cleanser

## 45 Day Treatment Calendar

Take 4 CCWS tablets each loading day, about 4 hours apart

<b>DAY 1</b> Take 4 CCWS capsules loading days	<b>DAY 2</b> 	<b>DAY 3</b> 	<b>DAY 4</b> 	<b>DAY 5</b> 	<b>5 CCWS loading days followed by 10 days break</b>				
<b>DAY 6</b> 10 Day Break	<b>DAY 7</b>	<b>DAY 8</b>	<b>DAY 9</b>	<b>DAY 10</b>					
<b>10 Day Break - Take EM-Pro Probiotic daily. Take Zeoco as needed to alleviate Candida Die-Off</b>									
<b>DAY 16</b> Take 4 CCWS capsules loading days	<b>DAY 17</b> 	<b>DAY 18</b> 	<b>DAY 19</b> 	<b>DAY 20</b> 	<b>Zeoco: use only as needed to manage die-off. minimum 2hrs separation from CCWS.</b>				
<b>DAY 21</b> 10 Day Break	<b>DAY 22</b>	<b>DAY 23</b>	<b>DAY 24</b>	<b>DAY 25</b>					
<b>10 Day Break - Take EM-Pro Probiotic daily. Take Zeoco as needed to alleviate Candida Die-Off</b>									
<b>DAY 31</b> Take 4 CCWS capsules loading days	<b>DAY 32</b> 	<b>DAY 33</b> 	<b>DAY 34</b> 	<b>DAY 35</b> 	<b>For Best Results CCWS Candida Cleanser capsules should be consumed with a fat rich diet for more efficient absorption</b>				
<b>DAY 36</b> 10 Day Break	<b>DAY 37</b>	<b>DAY 38</b>	<b>DAY 39</b>	<b>DAY 40</b>					
<b>10 Day Break - Take EM-Pro Probiotic daily. Take Zeoco as needed to alleviate Candida Die-Off</b>									
									<b>Last Day</b> 